

DIRECT BEAM

CHARM SYSTEM PD

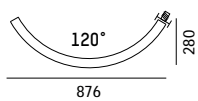
220-240V AC 50/60Hz CRI>90

Design: Serge & Robert Cornelissen

Systemleuchte aus Aluminium · Oberfläche pulverbeschichtet · Konverter im Leuchtenprofil · dekor. Einschubfolien zur individuellen Gestaltung
 System luminaire in aluminium · surface powder-coated · built-in converter in profile · decoration slide-film for individual design
 Lampada a sistema in alluminio · superficie verniciata a polveri · Converter incluso nel profilo · Pellicola decorativa per customizzazione
 Luminaire système en aluminium · surface laquéé en poudre · Convertisseur intégré dans le profil · film décoratif pour personnalisation

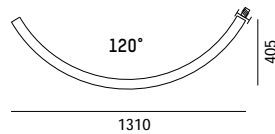
CHARM 1000 SEGMENT PD

SYS 31W 120° LINKS / LEFT	LM
671-3030110WWXXY	1010 - 2000



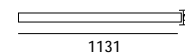
CHARM 1500 SEGMENT PD

SYS 46W 120° LINKS / LEFT	LM
671-3040110WWXXY	1840 - 3000

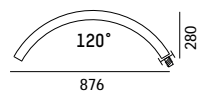


CHARM 1130 SEGMENT PD

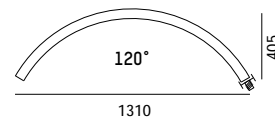
SYS 33W GERADE / STRAIGHT	LM
671-3070110WWXXY	1330 - 2160



SYS 31W 120° RECHTS / RIGHT	LM
671-3050110WWXXY	1010 - 2000

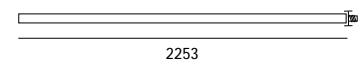


SYS 46W 120° RECHTS / RIGHT	LM
671-3060110WWXXY	1840 - 3000

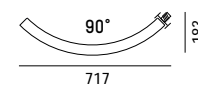


CHARM 2250 SEGMENT PD

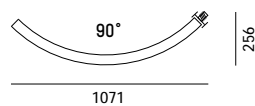
SYS 66W GERADE / STRAIGHT	LM
671-3080110WWXXY	2660 - 4320



SYS 23W 90° LINKS / LEFT	LM
671-3090110WWXXY	920 - 1500



SYS 35W 90° LINKS / LEFT	LM
671-3100110WWXXY	1380 - 2250

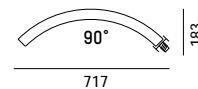


ENDECKELSET / END PIECE SET

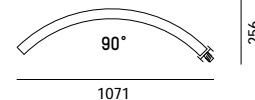
671-440000000XX0
 inkl. Abhängung & 2 x Enddeckel
 incl. suspension & 2 x end piece



SYS 23W 90° RECHTS / RIGHT	LM
671-3110110WWXXY	920 - 1500

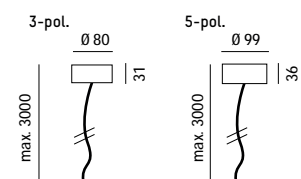


SYS 35W 90° RECHTS / RIGHT	LM
671-3120110WWXXY	1380 - 2250



EINSPeisUNG / POWER FEED

671-450000000XX0 3 x 1,5mm²
 671-450000000XXd 5 x 1,5mm² DALI dimm.



IP20 CE

COMPLETE CODE		
WW = LIGHT COLOUR	XX = COLOUR	Y = DIMMABLE
W2 LED 2700K = 23 CRI>90	W white = 05	S switchable = 0
W3 LED 3000K = 29 CRI>90	S black = 06	D DALI dimm. = d
W4 LED 4000K = 24 CRI>90		

(%C! /J! \$+%J1 /' -2/" '7666'>%, "%=&'246°
DECOR FOIL FOR CHARM 1000 SEGMENT 120°

ORDER 1 PIECE	COLOUR	J2/3%	\$"
9@?A430066660050		- 0%	
9@?A430066660060		- 40%	
9@?A430066660130		- 27%	
9@?A430066660430		- 25%	

(%C! /J! \$+%J1 /' -2/" '7666'>%, "%=&'86°
DECOR FOIL FOR CHARM 1000 SEGMENT 90°

ORDER 1 PIECE	COLOUR	J2/3%	\$"
9@?A434066660050		- 0%	
9@?A434066660060		- 40%	
9@?A434066660130		- 27%	
9@?A434066660430		- 25%	

(%C! /J! \$+%J1 /' -2/" '7666'>%, "%=&'246°
DECOR FOIL FOR CHARM 1500 SEGMENT 120°

ORDER 1 PIECE	COLOUR	J2/3%	\$"
9@?A431066660050		- 0%	
9@?A431066660060		- 40%	
9@?A431066660130		- 27%	
9@?A431066660430		- 25%	

(%C! /J! \$+%J1 /' -2/" '7666'>%, "%=&'86°
DECOR FOIL FOR CHARM 1500 SEGMENT 90°

ORDER 1 PIECE	COLOUR	J2/3%	\$"
9@?A435066660050		- 0%	
9@?A435066660060		- 40%	
9@?A435066660130		- 27%	
9@?A435066660430		- 25%	

(%C! /J! \$+%J1 /' -2/" '7756'>%, "%=&', %/2(%
DECOR FOIL FOR CHARM 1130 SEGMENT STRAIGHT

ORDER 1 PIECE	COLOUR	J2/3%	\$"
9@?A432066660050		- 0%	
9@?A432066660060		- 40%	
9@?A432066660130		- 27%	
9@?A432066660430		- 25%	

(%C! /J! \$+%J1 /' -2/" '4476'>%, "%=&', %/2(%
DECOR FOIL FOR CHARM 2250 SEGMENT STRAIGHT

ORDER 1 PIECE	COLOUR	J2/3%	\$"
9@?A433066660050		- 0%	
9@?A433066660060		- 40%	
9@?A433066660130		- 27%	
9@?A433066660430		- 25%	



Technical data and energy efficiency

EDIS Barbershop
Murten, Switzerland
Photo: fotobility.ch



CHARM SYSTEM PDI