

LENS PDI

220-240V AC 50/60Hz CRI>80 Design: INHOUSE

Superschlänke LED Hängeleuchte aus Aluminium · Oberfläche pulverbeschichtet oder eloxiert · Linsen mit Einzel-, Doppel oder Quadarbeitsplatz Optik · perfekte Entblendung durch schwarzen Hochglanzraster · mit Tageslichtsensor, Bewegungsmelder und Schwarmfunktion

Super-slim LED suspension in aluminium · surface powder-coated or anodized · recessed lens with single, double or quad workstation optic · perfect anti-glare due to black high-gloss grid · daylight control, motion detector and wireless swarm network-function


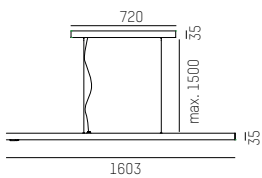
Sospensione a LED a ingombro ridotto in alluminio · superficie verniciata a polveri o anodizzata · lente retrocessa con ottica singola, doppia o quadro · anti-abbagliamento garantito da una griglia nera lucida · sensore di movimento e rilevatore quantità di luce e wireless funzione di rete

Suspension extra-fin à LED en aluminium · surface lacquée en poudre ou anodisée · optique à émission simple, double ou quad · grille basse-luminance · détecteur de mouvement, capteur de lumière et fonction réseau sans fil.

LENS SINGLE PDI

SYS 53W	UGR<16	LM
646-1030103WWXXY		6100


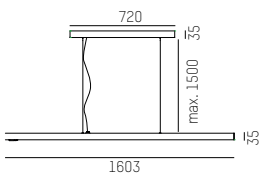
In der Mitte eines Arbeitsplatzes platzieren
Place in center of one workstation



LENS DOUBLE PDI

SYS 111W	UGR<16	LM
646-1030205WWXXY		11480

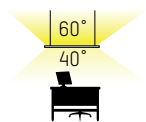

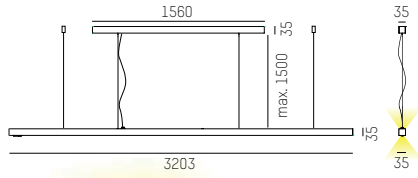
In der Mitte von zwei Arbeitsplätzen platzieren
Place in center of two workstations



LENS QUAD PDI

SYS 222W	UGR<16	LM
646-1050205WWXXY		22960

In der Mitte von vier Arbeitsplätzen platzieren
Place in center of four workstations

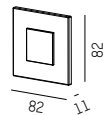


PUSH BUTTON MOTION SWARM

646-000040000050 ON / OFF & Dimm

646-000040000060 ON / OFF & Dimm


Optionaler radio push-button
Optional radio push-button



IP 20



COMPLETE CODE		
WW = LIGHT COLOUR	XX = COLOUR	Y = DIMMABLE
<input type="checkbox"/> LED 3000K = 29	<input type="checkbox"/> white = 05	<input type="checkbox"/> switchable = 0
<input type="checkbox"/> LED 4000K = 24	<input type="checkbox"/> black = 06	<input type="checkbox"/> motion swarm = m
	<input type="checkbox"/> aluminium anodized = 08	<input type="checkbox"/> push-button dimm. = t
		<input type="checkbox"/> motion daylight = k



LENS SHORT PDI

220-240V AC 50/60Hz CRI>80 Design: INHOUSE

Superschlank LED Hängeleuchte aus Aluminium · Oberfläche pulverbeschichtet oder eloxiert · Linsen mit Einzel-, Doppel oder Quadarbeitsplatz Optik · perfekte Entblendung durch schwarzen Hochglanzraster · mit Tageslichtsensor, Bewegungsmelder und Schwarmfunktion

Super-slim LED suspension in aluminium · surface powder-coated or anodized · recessed lens with single, double or quad workstation optic · perfect anti-glare due to black high-gloss grid · daylight control, motion detector and wireless swarm network-function



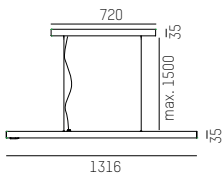
Sospensione a LED a ingombro ridotto in alluminio · superficie verniciata a polveri o anodizzata · lente retrocessa con ottica singola, doppia o quadro · anti-abbagliamento garantito da una griglia nera lucida · sensore di movimento e rilevatore quantità di luce e wireless funzione di rete

Suspension extra-fin à LED en aluminium · surface lacquée en poudre ou anodisée · optique à émission simple, double ou quad · grille basse-luminance · détecteur de mouvement, capteur de lumière et fonction réseau sans fil.

LENS SHORT SINGLE PDI

SYS 48W	UGR<16	LM
646-1080103	WWXXY	5600

In der Mitte eines Arbeitsplatzes platzieren
Place in center of one workstation

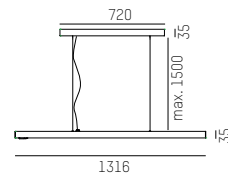


IP 20

LENS SHORT DOUBLE PDI

SYS 101W	UGR<16	LM
646-1080205	WWXXY	10700

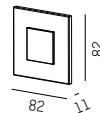
In der Mitte von zwei Arbeitsplätzen platzieren
Place in center of two workstations



PUSH BUTTON MOTION SWARM

646-000040000050		ON / OFF & Dimm
646-000040000060		ON / OFF & Dimm


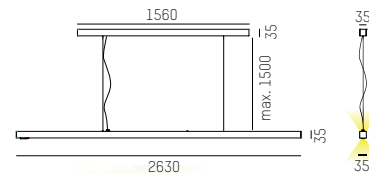
Optionaler radio push-button
Optional radio push-button



LENS SHORT QUAD PDI

SYS 162W	UGR<16	LM
646-1130205	WWXXY	18460

In der Mitte von vier Arbeitsplätzen platzieren
Place in center of four workstations



COMPLETE CODE

WW = LIGHT COLOUR	XX = COLOUR	Y = DIMMABLE
LED 3000K = 29	white = 05	switchable = 0
LED 4000K = 24	black = 06	motion swarm = m
	aluminium anodized = 08	push-button dimm. = t
		motion daylight = k