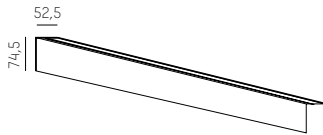
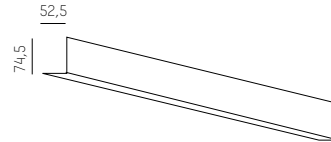


PROFILE

| PROFIL SYSTEM PROFILE SYSTEM | LÄNGE LENGHT |
|---------------------------------|-------------------|
| 536-22000 | 4600mm |
| 536-22018 | per running meter |



| PMMA ABDECKUNG OPAL PMMA COVER OPAL | LÄNGE LENGHT |
|--|-------------------|
| 536-23001 | 4600mm |
| 536-23010 | per running meter |



ACHTUNG: Abdeckung, Lichteinsätze und Systemteile separat ordern
ATTENTION: order covers, light inserts and components separately

LIGHT INSERTS

Einspeisung durchgangsverdrahtet 1,5mm², rsteckfertig, inkl. Verbindungskabel, Achtung: Lumenwerte inkl. Abdeckung
Feed through wired 1,5mm², ready to plug in, incl. connector cable, Attention: Lumendata are with cover

LOW OUTPUT

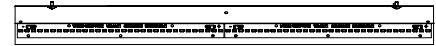
| SYS 17W | L: 567mm | LM |
|-----------|----------|-------------|
| 536-241WW | | 1820 - 1910 |

| SYS 34W | L: 1129mm | LM |
|-----------|-----------|-------------|
| 536-242WW | | 3640 - 3820 |

HIGH OUTPUT

| SYS 23W | L: 567mm | LM |
|------------|----------|-------------|
| 536-241WWh | | 2290 - 2400 |

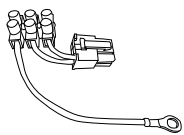
| SYS 45W | L: 1129mm | LM |
|------------|-----------|-------------|
| 536-242WWh | | 4580 - 4800 |



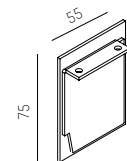
| COMPLETE CODE | |
|--------------------------|----------------------------|
| WW = LIGHT COLOUR | Y = DIMMABLE |
| W3 LED 3000K = 19 CRI>80 | Ⓢ switchable = no addition |
| W4 LED 4000K = 14 CRI>80 | Ⓣ DALI dimm. = code + ddd |

COMPONENTS

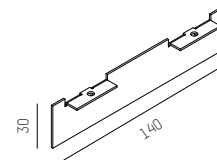
| EINSPEISUNG POWER FEED | KABEL CABLE |
|---------------------------|-------------------------|
| 536-270 | 3 x 0,75mm ² |
| 536-270d | 5 x 0,75mm ² |



| ENDECKELSET END PIECE SET | FARBE COLOUR |
|------------------------------|-----------------|
| 536-268 | 6 |



| LINEARVERBINDER LINEAR JUNCTION |
|------------------------------------|
| 536-258 |



Set 2 Stk. inkl. Erdungskabel
set 2 pcs. incl. ground cable

